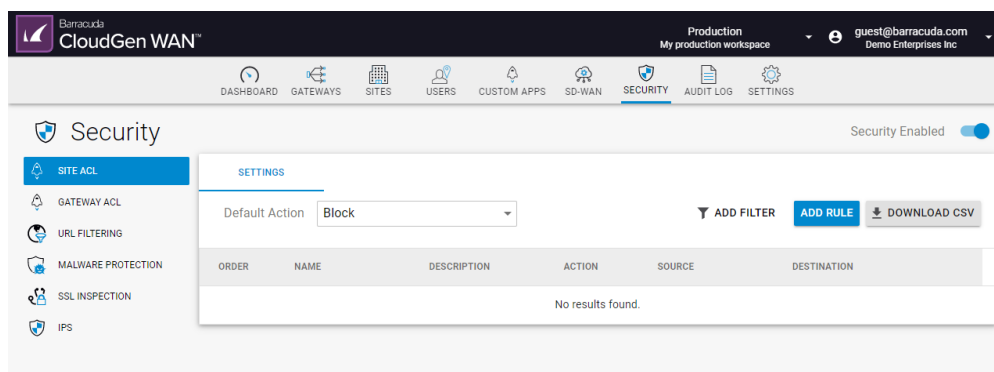


Security Policies

<https://campus.barracuda.com/doc/93194243/>

Security policies always work top down, and explicit policies take precedence over predefined security policies. The default action of a security policy can be either to block all and define exceptions that are allowed, or to allow all and define exceptions that are blocked. You can change the default action for all security policies individually. For example, URL Filtering is set to allow all and to block only defined exceptions, whereas ACL is set to block all and to allow only defined exceptions.

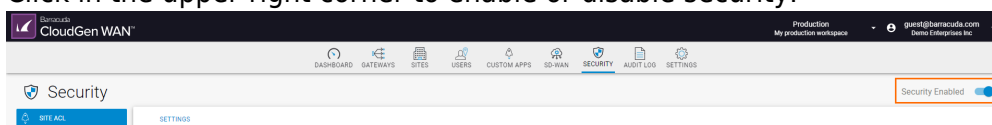


The following security policies are currently available:

- Site ACL
- Gateway ACL
- URL Filtering
- Malware Protection
- SSL Inspection
- IPS

Enable / Disable Security Policies

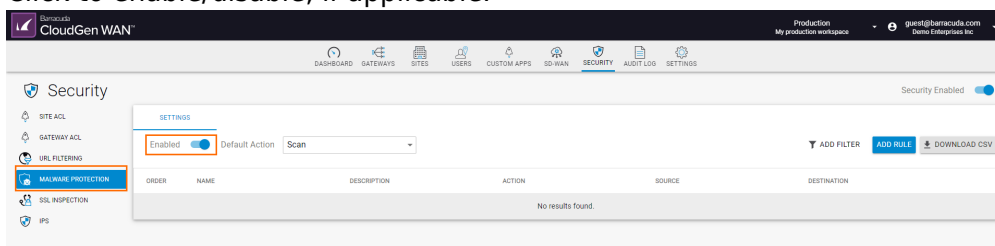
1. Open <https://cloudgenwan.barracudanetworks.com/> and log in with your existing Barracuda Cloud Control account.
2. Go to **SECURITY**.
3. Click in the top-right corner to enable or disable security.



Enable / Disable Security Features

Certain security features can be enabled or disabled with a switch; other features like ACLs can only be enabled/disabled by specifying the default action.

1. Open <https://cloudgenwan.barracudanetworks.com/> and log in with your existing Barracuda Cloud Control account.
2. Go to **SECURITY**.
3. Click on the security feature you are interested in.
4. Click to enable/disable, if applicable.



Further Information

- For more information on Site ACL, see [Site ACL](#).
- For more information on Gateway ACL, see [Gateway ACL](#).
- For more information on URL Filtering, see [URL Filtering](#).
- For more information on Malware Protection, see [Malware Protection](#).
- For more information on SSL Inspection, see [SSL Inspection](#).
- For more information on IPS, see [IPS](#).

Figures

1. security_82.png
2. enable_disable_sec_82.png
3. enable_disable_mp_82.png

© Barracuda Networks Inc., 2024 The information contained within this document is confidential and proprietary to Barracuda Networks Inc. No portion of this document may be copied, distributed, publicized or used for other than internal documentary purposes without the written consent of an official representative of Barracuda Networks Inc. All specifications are subject to change without notice. Barracuda Networks Inc. assumes no responsibility for any inaccuracies in this document. Barracuda Networks Inc. reserves the right to change, modify, transfer, or otherwise revise this publication without notice.