









## CC DATABASE Tab

<https://campus.barracuda.com/doc/96026503/>

The **Database** page provides an overview of all ranges, clusters, boxes, servers, and services administered by the Barracuda Firewall Control Center. To access the **Database** page, click the **DATABASE** tab in the ribbon bar of the Control Center interface.

CONTROL   CONFIGURATION <b>DATABASE</b> ADMINS   STATISTICS   EVENTS   NETWORK ACCESS CLIENT										
										 Refresh (F5)  Disconnect
Range	Cluster	Box	Server	Service						
Name	Description	Contact Person	Full Name	Telephone Nr.	Email Address	Disable Update	Collect Statistics	Specific Cook Settings	Specific Event Settin...	Specific Firewall Obj...
 1	Root					no	yes	no	no	no
 2	DOC					no	yes	no	no	no
 3	LAB Infrastructure					no	yes	no	no	yes
 4	AWS Transit VPC					no	yes	no	no	no
 5	TestRange					no	yes	no	no	no
 5	Other Cloud					no	yes	no	no	no

The tabs on the **Database** page display information columns sorted by selected criteria. Double-clicking an entry in any tab listing opens the selected object in the configuration tree of the Control Center.

### Range Tab

This tab provides information on all ranges managed by the Control Center. The information displayed is a summary of the input that was given when the ranges were created and is split into columns that are named according to the parameters of the **Range Configuration** (see: [How to Manage Ranges and Clusters](#) ).

### Cluster Tab

This tab provides information on all clusters managed by the Control Center. The information displayed is a summary of the input that was given when the clusters were created and is split into columns that are named according to the parameters of the **Cluster Configuration** (see: [How to Manage Ranges and Clusters](#) ).

### Box Tab

This tab provides information on all boxes managed by the Control Center. The information displayed is a summary of the input that was given when the boxes were created and is split into columns that are named according to the parameters of the **Box Configuration** (see: [How to Add a New CloudGen Firewall to the Control Center](#)).

### Server Tab

This tab provides information on all servers managed by the Control Center. The information displayed is a summary of the input that was given when the servers were created and is split

---

into columns that are named according to the parameters of the **Server Configuration** (see: [Understanding Assigned Services](#)).

## Service Tab

This tab provides information on all services managed by the Control Center. The information shown is a summary of the input that was given when the services were created and is split into columns that are named according to the parameters of the **Service Configuration** (see: [How to Assign Services](#)).

## Figures

1. cc\_database.png

© Barracuda Networks Inc., 2024 The information contained within this document is confidential and proprietary to Barracuda Networks Inc. No portion of this document may be copied, distributed, publicized or used for other than internal documentary purposes without the written consent of an official representative of Barracuda Networks Inc. All specifications are subject to change without notice. Barracuda Networks Inc. assumes no responsibility for any inaccuracies in this document. Barracuda Networks Inc. reserves the right to change, modify, transfer, or otherwise revise this publication without notice.